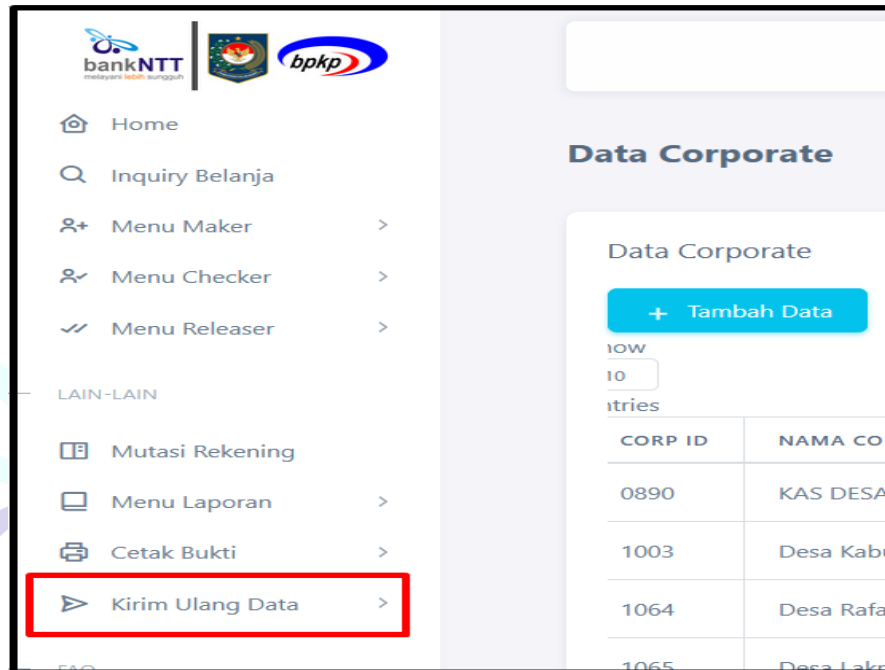
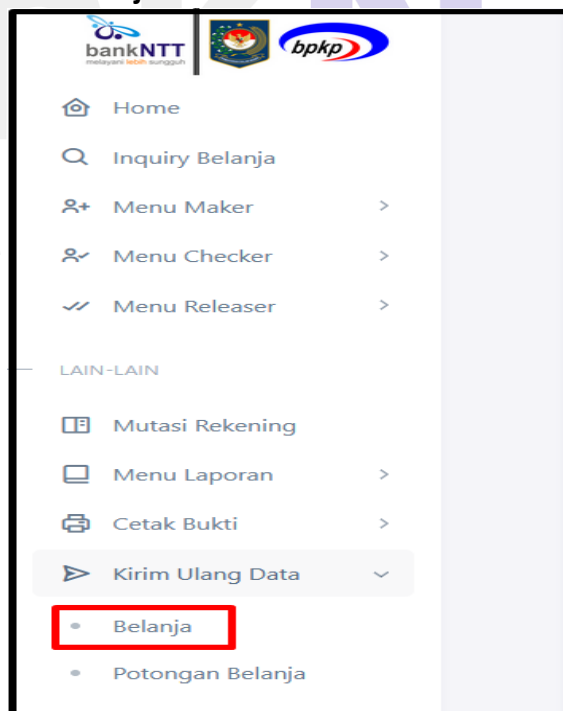


Langkah-langkah flaging manual pada CMS SISKEUDES LINK

1. Pilih Menu kirim ulang data



2. Menu kirim ulang data -> belanja




Transaksi di Bank NTT = Membangun NTT



3. Klik tombol tampilkan data

Kirim Ulang Data / **Belanja**

 Tampilkan Data

Data Belanja

Show
10
entries

KIRIM ULANG	NO. BUKTI	TGL. BUKTI
No data available in table		

Showing 0 to 0 of 0 entries

4. Isi data tanggal bukti

TANGGAL BUKTI

DARI TANGGAL SAMPAI TANGGAL

07/14/2025 07/14/2025

Close Cari

Transaksi di Bank NTT = Membangun NTT



5. Setelah data tampil klik tombol kirim ulang sesuai nomor bukti yang mau dikirim ulang

Kirim Ulang Data / **Belanja**

Tampilkan Data

Data Belanja

Show
10
entries

KIRIM ULANG	NO. BUKTI	TGL. BUKTI
Kirim Ulang	00062/KWT/03.2021/2025	2025-07-14
Kirim Ulang	00050/KWT/03.2021/2025	2025-07-14
Kirim Ulang	00049/KWT/03.2021/2025	2025-07-14

6. Isi nomor reff transaksi lalu klik proses

Data Belanja

NO. SPP
0019/SPP/14.2003/2025

TANGGAL SPP
2025-07-01

NO. BUKTI
00055/KWT/14.2003/2025

TANGGAL BUKTI
2025-07-01

NAMA PEMILIK
DESA COMPANG DARI KEC RAHONG U

NAMA BANK DESA
BANK NTT

REKENING BANK DESA
1000386703

NAMA PENERIMA
ANDYCA POERNAMA PUTRA WARUT

NAMA BANK PENERIMA
Bank NTT

REKENING BANK PENERIMA
2510473127

NO. REFF BANK

Proses Close

Transaksi di Bank NTT = Membangun NTT



Nomor reff transaksi ada di mutase rekening di dalam keterangan transaksi. Di dalam keterangan transaksi cek nomor bukti nya terlebih dahulu, untuk nomor reff ambil 9 digit angka paling belakang dari keterangan transaksi.

No. Arsip	Keterangan Transaksi
FT25142YS11P	Transaksi channel Dr 2504466445 MPN 040874634506612 00019/KWT/07 TO 00101010080460 197864756
FT25142YG5T4	Transaksi channel Dr 2504466445 MPN 040832565323910 00020/KWT/07 TO 00101010080460 197864778
FT25142WHXTY	Transaksi channel Dr 2504466445 MPN 040869935799700 00021/KWT/07 TO 00101010080460 197864794
FT25142FSS08	Transaksi channel Dr 2504466445 MPN 040806515088245 00022/KWT/07 TO 00101010080460 197864810
FT25142G3JGF	Transaksi channel Dr 2504466445 MPN 040806302128956 00023/KWT/07 TO 00101010080460 197864826
FT25142WBJ61	Transaksi channel Dr 2504466445 00019/KWT/07.2013/20 TO 01202010020099 197864869
FT2514244N0F	Transaksi channel Dr 2504466445 00021/KWT/07.2013/20 TO 2511155706197864888
FT2514261X3P	Transaksi channel Dr 2504466445 00022/KWT/07.2013/20 TO 2511155773197864903
FT251427KCZJ	Transaksi channel Dr 2504466445 00023/KWT/07.2013/20 TO 2511155757197864912
FT25142ZK0N6	Transaksi channel Dr 2504466445 00020/KWT/07.2013/20 TO 2511155854197864933

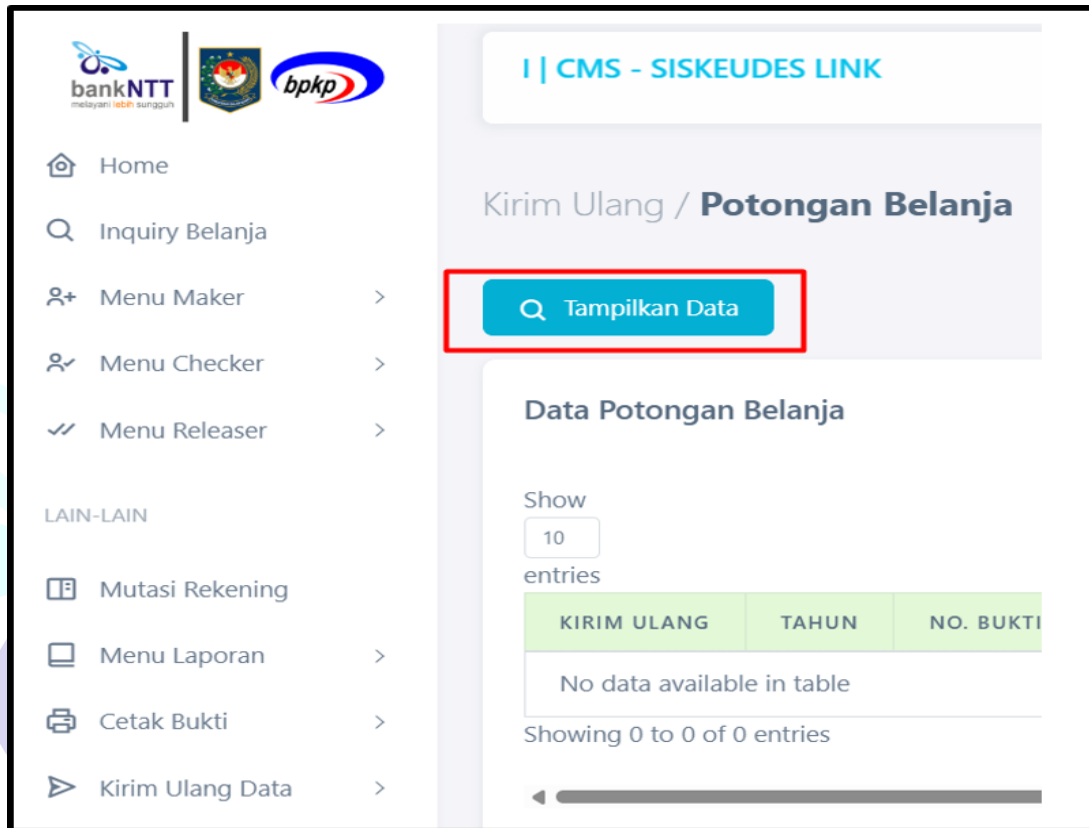
7. Menu kirim ulang data potongan belanja

The screenshot shows the Bank NTT mobile application interface. On the left is a navigation menu with options: Home, Inquiry Belanja, Menu Maker, Menu Checker, Menu Releaser, LAIN-LAIN, Mutasi Rekening, Menu Laporan, Cetak Bukti, and Kirim Ulang Data. Under 'Kirim Ulang Data', 'Potongan Belanja' is selected. The main screen displays the title 'Kirim Ulang / Potongan Belanja' and a 'Tampilkan Data' button. Below this is a section titled 'Data Potongan Belanja' with a 'Show 10 entries' dropdown. A table with columns 'KIRIM ULANG', 'TAHUN', and 'NO. BUKTI' is shown, but it contains no data. The text 'No data available in table' and 'Showing 0 to 0 of 0 entries' is displayed. A red box highlights the 'Potongan Belanja' menu item and the table header.

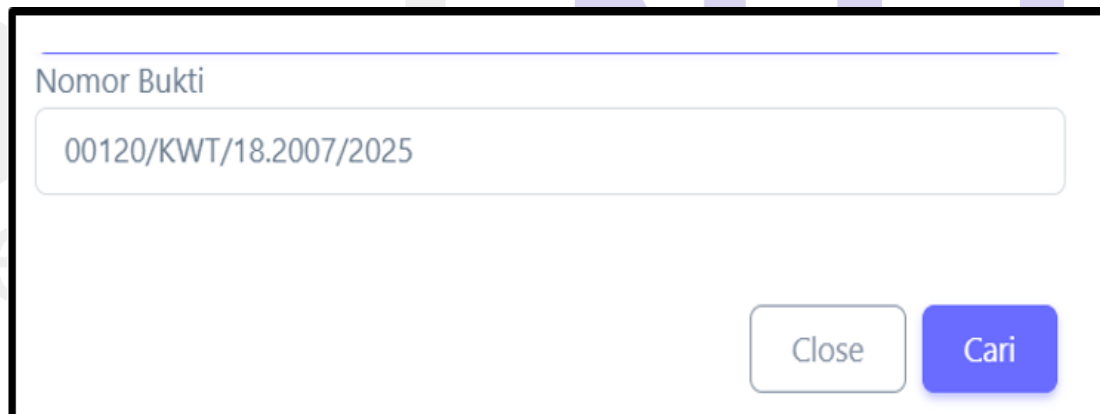
Transaksi di Bank NTT = Membangun NTT



8. Klik tombol tampilkan data



The screenshot shows the CMS - SISKEUDES LINK interface. The left sidebar contains navigation options: Home, Inquiry Belanja, Menu Maker, Menu Checker, Menu Releaser, LAIN-LAIN, Mutasi Rekening, Menu Laporan, Cetak Bukti, and Kirim Ulang Data. The main content area displays the title 'Kirim Ulang / Potongan Belanja' and a 'Tampilkan Data' button, which is highlighted with a red box. Below the button, there is a section for 'Data Potongan Belanja' with a 'Show' dropdown set to '10' entries. A table header is visible with columns 'KIRIM ULANG', 'TAHUN', and 'NO. BUKTI', but the table is empty, displaying 'No data available in table' and 'Showing 0 to 0 of 0 entries'.



The screenshot shows a search form titled 'Nomor Bukti'. The input field contains the text '00120/KWT/18.2007/2025'. Below the input field, there are two buttons: 'Close' and 'Cari'.

Transaksi di Bank NTT = Membangun NTT



9. Setelah data keluar klik tombol kirim ulang

Kirim Ulang / Potongan Belanja

Tampilkan Data

Data Potongan Belanja

Show
10
entries

KIRIM ULANG	TAHUN	NO. BUKTI	KODE BILLING POTONGAN	KODE POTONGAN
Kirim Ulang	2025	00390/KWT/05.2006/2025	041069579841129	7.1.1.01.
Kirim Ulang	2025	00390/KWT/05.2006/2025	041011852952694	7.1.1.03.

Showing 1 to 2 of 2 entries

Previous 1 Next

10. Lalu klik tombol proses

Data Potongan

NOMOR BUKTI
00390/KWT/05.2006/2025

KODE BILLING POTONGAN
041069579841129

KODE POTONGAN
7.1.1.01.

URAIAN POTONGAN
Potongan Pajak PPN Pusat

NPWP SETOR
000961953925000

NPWP PENERIMA
0423415371925000

JENIS SETORAN

KODE MAP

MASA PAJAK
7

TAHUN PAJAK
2025

NOP

NILAI POTONGAN
11.069.025,00

STATUS PEMBAYARAN
0

LOG MAKER
K0800002-JOANINA DOS SANTOS-2025-07-14 14:5

LOG CHECKER
K0800003-YOSEPH LAKU-2025-07-14 15:04:16

LOG RELEASER
K0800001-ADRIANUS YOSEPH LAKA-2025-07-14 15

Proses Close

Transaksi di Bank NTT = Membangun NTT

